


FALCON

*Falcon
Monarch
Dor-O-Matic*

X Series


Heavy Duty, Grade 1 Cylindrical Knob Locks



THE FALCON DIFFERENCE

S A F E T Y , S E C U R I T Y A N D U N C O M P R O M I S I N G V A L U E

At Falcon, we know that every product you sell not only has to meet local building codes, but also your expectations for performance and quality. We take your expectations seriously, and that's why we build our locks to deliver durability, convenience and unmatched value. After all, we've built our reputation on the same standards that you have – providing quality products at a reasonable price delivered on time. It's the way we do business and it's what makes Falcon locks a powerful choice no matter what your project.



FALCON X SERIES



When you need a tough, reliable lock that can also withstand the corrosive conditions of a marine environment you need a Falcon X Series lock with our XC construction. The XC option provides a stainless steel and non-ferrous constructed chassis that, when paired with stainless steel trim, provides a Grade 1 lock that is resistant to corrosion when exposed to moisture and salt. This full knob line features an interchangeable core that can be removed for quick, easy re-keying. Our interchangeable cores are compatible with SFIC products from other manufacturers. And they're backed by one of the best names in the business.


FEATURES

UL, 3-hour, listed latches

Brass or cold-formed steel construction, zinc plated and dichromated for rust resistance

Heavy wrought brass, bronze or stainless steel roses over steel through-bolted rose inserts

Available stainless steel finish resists corrosion



X SERIES

LOCK FEATURES AND SPECIFICATIONS

Lock Features

Door Thickness: 1-3/8" to 1-7/8" doors. Locks for thicker doors also available. Consult factory.

Backset: 2-3/4" standard. 2-3/8" also available.

Mechanism: Parts constructed of brass or cold formed steel, zinc plated and dichromated for rust resistance. Springs are stainless steel. XC Series available with all internal parts of stainless steel or other nonferrous materials.

Attachment: Locks secured to door by threaded collars. Inner collar tightened by special wrench furnished with each lock. Outer rose contains locking plate to prevent unauthorized removal.

Handing: Specify hand of door when ordering. Field reversible.

Cylinders: Drilled with 6-pin chambers, pinned in 5. Pinning in 6 chambers available when specified, at no cost. 7-pin cylinders available in Hana design. Cylinder assemblies removable to rekey or change hand of lock. Also available with 6 or 7-pin interchangeable core cylinders—Elite and Troy designs. Cylinder housings and plugs machined from solid brass. Springs are phosphor bronze. Two nickel silver keys furnished standard. See page 8.

Keyways: "G" keyway standard on standard cylinders. "A" keyway standard on I/C core cylinders. Also available with other keyways and some competitor keyways. See pages 9-10.

Trim: Roses are heavy wrought brass, bronze or stainless steel, installed over wrought steel reinforcing plates. Knobs are brass, bronze or stainless steel secured by a steel knob retainer which cannot be depressed when lock has been locked. See individual designs on pages 5-6 for details.

Latches: 9/16" bolt projection, UL Listed for A-label applications. Standard latch faceplates 2-1/4" x 1-1/8" with square corners to accommodate beveled or flat front doors. 3/4" projection, UL Listed latch with 2-3/4" backset also available.

Strikes: 4-7/8" x 1-1/4" ANSI strike with curved lip to meet ANSI A115.2 standard door frame preparation standard. Consult Options and Accessories section for other strike sizes and configurations.

Screws: Furnished with combination wood/machine screws for use in wood or metal doors and frames.

ANSI/BHMA: Meets ANSI/BHMA A156.2, Series 4000, Grade 1.

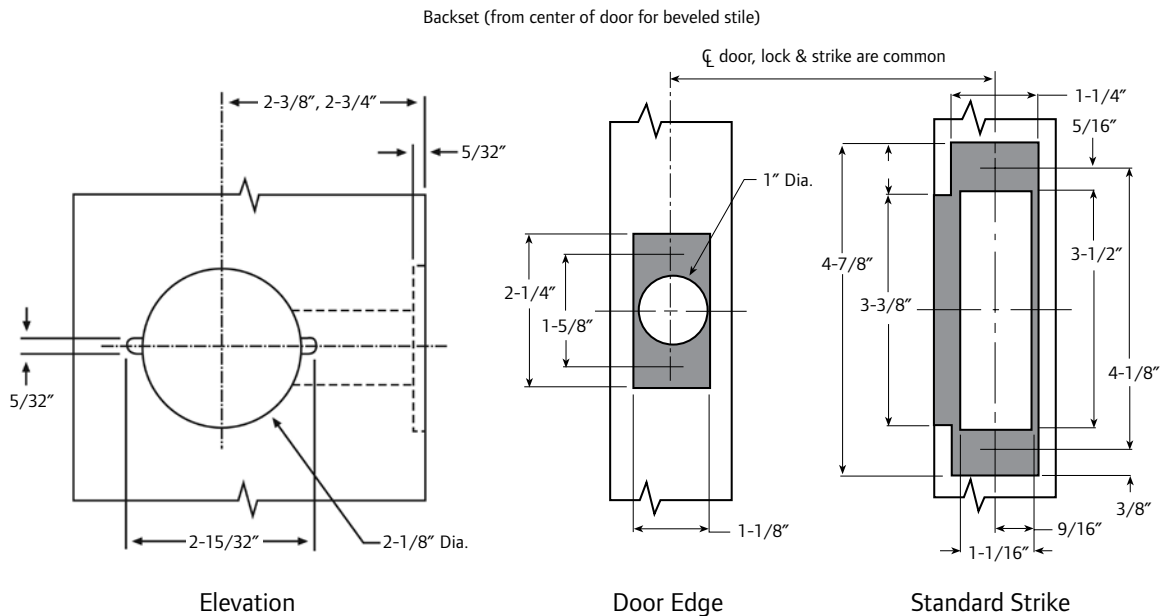
UL: 3 hour A label.

Falcon Lock X Series Specifications

Key-in-knob cylindrical locksets shall be Falcon Lock X Series or equal and meet the following requirements:

- All locksets and latchsets shall meet Grade 1 requirements of ANSI/BHMA 156.2, Series 4000.
- Locksets and latchsets shall be UL Listed for use on 3 hour A Label doors.
- Locksets and latchsets shall have 3-1/4" diameter round roses.
- Knobs shall be .050" minimum thickness.

- There shall be no exposed screws on trim.
 - Locksets and latchsets shall have threaded collars for easy door thickness adjustment on both sides of lock.
 - Cylinders shall have a minimum of 6 active pin chambers and shall be furnished with 2 nickel silver keys.
 - Locksets shall have 6-pin (or 7-pin) interchangeable cores.
- Acceptable manufacturer: FALCON LOCK


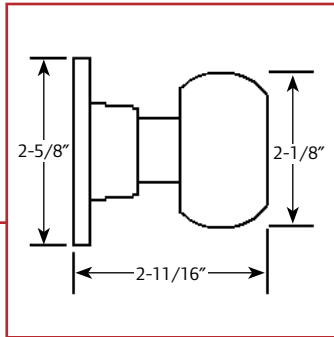


Knobs and Roses


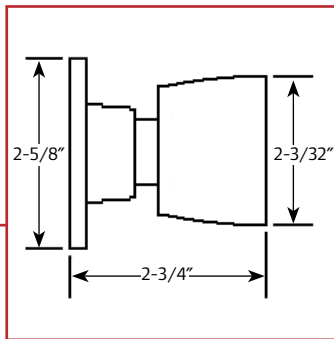
Knobs and roses are wrought brass, bronze or stainless steel (Troy) installed over steel or nonferrous reinforcing plates. Knobs are secured by a spring-loaded retainer. Retainer cannot be depressed when locks have been locked.



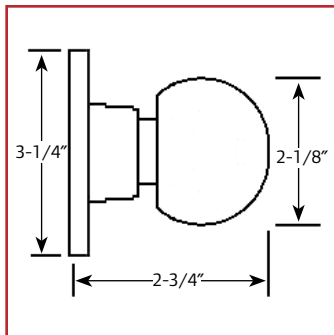
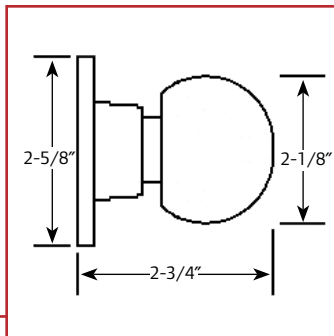
TG
 Troy-Gala



EG
 Elite-Gala



HG
 Hana-Gala



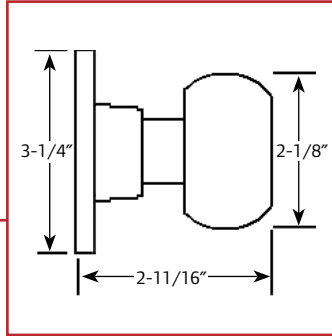
HY
 Hana-York

X SERIES

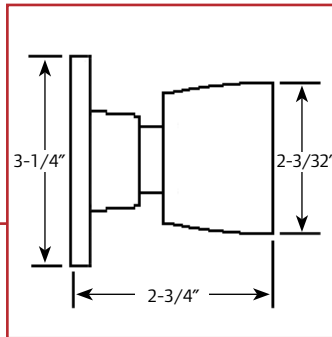
KNOB DESIGNS (CONTINUED)



TY
Troy-York



EY
Elite-York




Abrasive Coated Knobs










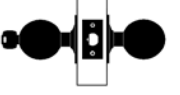






All trim is available with abrasive coating around the circumference of the knob to identify entrances to hazardous areas to the handicapped. To order, add: "with abrasive coated outer knob" in detail section of order.

Knurled Knobs

All heavy duty knobs are available knurled to identify entrances to hazardous areas for the handicapped. To order add: "with knurled knob" (outer or inner) in detail section of order.

To order Falcon Lock locksets, please consult page 15 for ordering information and assistance.

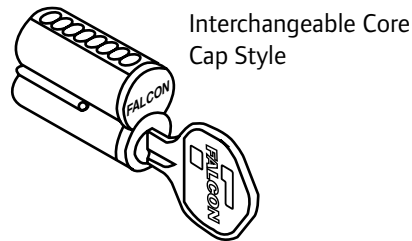
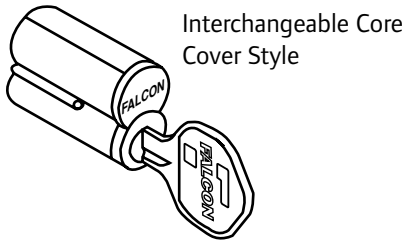
 Indicates interchangeable core available.

Catalog Number	Function	Description	ANSI No. & Grade
X101		Passage/Closet Latchset Latch bolt by knobs at all times.	F75-1
X301		Privacy Lock Latch bolt by knobs. Outside knob locked by push button in inside knob. Rotating inside knob or closing door releases push button. Emergency release in outside knob. Emergency Release Tool 001423-001-30.	F76-1
X411		Asylum Lock Deadlocking latch bolt by key from either side. Both knobs rigid.	F87-1
X501	 	Entry Lock Push button locking. Button on inside locks outside knob until unlocked by key or by rotating inside knob.	F82-1
X511	 	Entry/Office Lock Turn/push button locking. Pushing and turning button locks outside knob requiring use of key until button is manually unlocked. Push button locking. Pushing button locks outside knob until 1unlocked by key or by turning inside knob.	F109-1
X521	 	Office Lock Turn button locking. Turning button locks outside knob requiring use of key until button is manually unlocked. Inside knob always free.	F81-1
X561	 	Classroom Lock Deadlocking latch bolt by knobs. Outside knob is locked by key in outside knob. Inside knob is always free.	F84-1
X571	 	Dormitory Lock Deadlocking latch bolt by knobs except when locked by push button in inside knob. Key in outside knob locks or unlocks outside knob and releases button. Closing door releases push button. Inside knob always free.	F90-1
X581	 	Storeroom Lock Deadlocking latch bolt by inside knob or key outside. Outside knob rigid.	F86-1
X12		Dummy Trim Single Trim—Surface mounted.	

X SERIES CYLINDERS

Falcon Interchangeable Cores

Catalog Number	Description
C606	For use in all X Series I/C keyed locks-6-pin (cover style)
C607	For use in all X Series I/C keyed locks-7-pin (cover style)
CB806	For use in all X Series I/C keyed locks-6-pin (cap style)
CB807	For use in all X Series I/C keyed locks-7-pin (cap style)

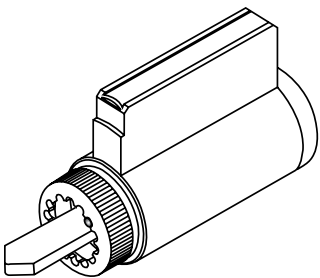


Falcon Standard Cylinders

Catalog Number				
5-Pin Cylinder	6-Pin Cylinder	7-Pin Cylinder	Knob Design	Function
A23151-00	A23161-00	N/A	E, T	561
A23152-00	A23162-00	N/A	E, T	411/501/511/521/581
A23151-02	A23161-02	N/A	E, T	571
A23151-02	A23161-02	A23171-01	H	561
A23152-02	A23162-02	A23172-02	H	411/501/511/521/581
A23151-03	A23161-03	A23171-02	H	571

Note: Specify finish: 606 or 626.

Specify keyway: "E", "G" (standard), "H", "K", "L", "N" or "P".



X381 outside
411, 501
511, 521, 581
Hana

Standard Cylinders with Competitor Keyways—6-Pin

Functions: 561

Catalog No.	Description	Knob Design
A23174-001	Corbin/Russwin L4 'O' Bitted	E,T
A23167-001	Corbin 60 'O' Bitted	E,T
A23167-1KD	Corbin 60 'KD' Keyed Different	E,T
A23168-001	Russwin D1 'O' Bitted	E,T
A23168-1KD	Russwin D1 'KD' Keyed Different	E,T
A23166-001	Sargent LA 'O' Bitted	E,T
A23166-1KD	Sargent LA 'KD' Keyed Different	E,T
A23160-001	Schlage C 'O' Bitted	E,T
A23160-1KA	Schlage C 'KA' Keyed Alike 4	E,T
A23160-1KD	Schlage C 'KD' Keyed Different	E,T
A23159-001	Schlage E 'O' Bitted	E,T
A23169-001	Yale 8 (PARA) 'O' Bitted	E,T
A23169-1KD	Yale 8 (PARA) 'KD' Keyed Different	E,T

Note: Specify finish: 606 or 626.

Functions: 571

Catalog No.	Description	Knob Design
A23167-004	Corbin 60 O-bitted	H
A23167-4KD	Corbin 60 KD	H
A23174-004	Corbin Russwin L4 O-bitted	H
A23168-004	Russwin D1 O-bitted	H
A23168-4KD	Russwin D1 KD	H
A23166-004	Sargent LA O-bitted	H
A23166-4KD	Sargent LA KD	H
A23160-004	Schlage C O-bitted	H
A23160-4KA	Schlage C KA4	H
A23160-4KD	Schlage C KD	H
A23159-004	Schlage E O-bitted	H
A23169-004	Yale 8 Para O-bitted	H
A23169-4KD	Yale 8 Para KD	H

Note: Specify finish: 606 or 626.

Functions: 411, 501, 511, 521 and 581

Catalog No.	Description	Knob Design
A23174-005	Corbin/Russwin L4 'O' Bitted	E,T
A23167-005	Corbin 60 'O' Bitted	E,T
A23167-5KD	Corbin 60 'KD' Keyed Different	E,T
A23168-005	Russwin D1 'O' Bitted	E,T
A23168-5KD	Russwin D1 'KD' Keyed Different	E,T
A23166-005	Sargent LA 'O' Bitted	E,T
A23166-5KD	Sargent LA 'KD' Keyed Different	E,T
A23160-005	Schlage C 'O' Bitted	E,T
A23160-5KA	Schlage C 'KA' Keyed Alike 4	E,T
A23160-5KD	Schlage C 'KD' Keyed Different	E,T
A23159-005	Schlage E 'O' Bitted	E,T
A23169-005	Yale 8 (PARA) 'O' Bitted	E,T
A23169-5KD	Yale 8 (PARA) 'KD' Keyed Different	E,T
A23174-006	Corbin/Russwin L4 'O' Bitted	H
A23167-006	Corbin 60 'O' Bitted	H
A23167-6KD	Corbin 60 'KD' Keyed Different	H
A23168-006	Russwin D1 'O' Bitted	H
A23168-6KD	Russwin D1 'KD' Keyed Different	H
A23166-006	Sargent LA 'O' Bitted	H
A23166-6KD	Sargent LA 'KD' Keyed Different	H
A23160-006	Schlage C 'O' Bitted	H
A23160-6KA	Schlage C 'KA' Keyed Alike 4	H
A23160-6KD	Schlage C 'KD' Keyed Different	H
A23159-006	Schlage E 'O' Bitted	H
A23169-006	Yale 8 (PARA) 'O' Bitted	H
A23169-6KD	Yale 8 (PARA) 'KD' Keyed Different	H

Note: Specify finish: 606 or 626.

Standard Cylinders with Competitor Keyways—6-Pin

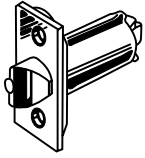
Functions: 561 Hana and X571 Troy & Elite

Catalog No.	Description	Knob Design
A23174-003	Corbin/Ruswin L4 'O' Bitted	E,T, H
A23167-003	Corbin 60 'O' Bitted	E,T, H
A23167-3KD	Corbin 60 'KD' Keyed Different	E,T, H
A23168-003	Ruswin D1 'O' Bitted	E,T, H
A23168-3KD	Ruswin D1 'KD' Keyed Different	E,T, H
A23166-003	Sargent LA 'O' Bitted	E,T, H
A23166-3KD	Sargent LA 'KD' Keyed Different	E,T, H
A23160-003	Schlage C 'O' Bitted	E,T, H
A23160-3KA	Schlage C 'KA' Keyed Alike 4	E,T, H
A23160-3KD	Schlage C 'KD' Keyed Different	E,T, H
A23159-003	Schlage E 'O' Bitted	E,T, H
A23169-003	Yale 8 (PARA) 'O' Bitted	E,T, H
A23169-3KD	Yale 8 (PARA) 'KD' Keyed Different	E,T, H


Note: Specify finish: 606 or 626.

Standard cylinders with competitor keyways - 7-Pin






Square Corner
 9/16" Projection



Square Corner
 3/4" Projection



9/16" Radius Corner
 9/16" Projection



3 Hour



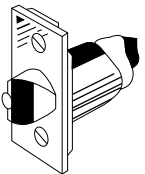
Latches—Grade 1, UL Listed

Latches for X Series locks are UL Listed. 2-3/4" backset standard.

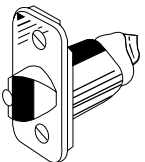
1-1/8" width latch face minimum. Unless otherwise specified, we furnish a 2-1/4" x 1-1/8" x square corner faceplate on 2-3/4" backset latches front standard.

Catalog Number	Description	Faceplate Size	Corner	Projection
A98535-000	2-3/4" Backset Spring	2-1/4" x 1-1/8"	Square	9/16"
A98535-00D	2-3/4" Backset Deadlocking	2-1/4" x 1-1/8"	Square	9/16"
A98538-000	2-3/4" Backset Spring	2-1/4" x 1-1/8"	Radius 9/16"	9/16"
A98538-00D	2-3/4" Backset Deadlocking	2-1/4" x 1-1/8"	Radius 9/16"	9/16"
A98835-0SD	2-3/4" Backset Deadlocking	2-1/4" x 1-1/8"	Square	3/4"
A98838-0SD	2-3/4" Backset Deadlocking	2-1/4" x 1-1/8"	Radius 9/16"	3/4"

Note: Specify finish 606, 612, 613, 630



Square Corner
 1/2" Projection



1/4" Radius Corner
 1/2" Projection



3 Hour



Latches—Grade 2, UL Listed For Flat or Beveled Doors

Latches for X Series locks are UL Listed.

These grade 2 latches have self-adjusting fronts to accommodate beveled or flat front doors. Unless otherwise specified, we furnish a 2-1/4" x 1" x square corner faceplate on these latches.

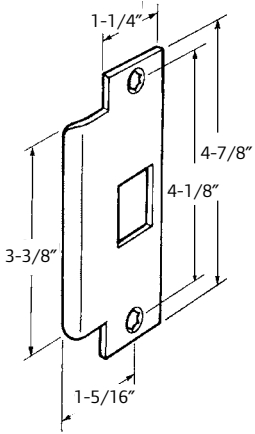
Catalog Number	Description	Faceplate Size	Corner	Projection
A92320-000	2-3/8" Backset Spring	2-1/4" x 1"	Square	1/2"
A92320-00D	2-3/8" Backset Deadlocking	2-1/4" x 1"	Square	1/2"
A92321-000	2-3/8" Backset Spring	2-1/4" x 1"	Radius	1/2"
A92321-00D	2-3/8" Backset Deadlocking	2-1/4" x 1"	Radius	1/2"
A92330-000	2-3/4" Backset Spring	2-1/4" x 1"	Square	1/2"
A92330-00D	2-3/4" Backset Deadlocking	2-1/4" x 1"	Square	1/2"
A92331-000	2-3/4" Backset Spring	2-1/4" x 1"	Radius	1/2"
A92331-00D	2-3/4" Backset Deadlocking	2-1/4" x 1"	Radius	1/2"

Note: Specify finish 606, 612, 613, 630

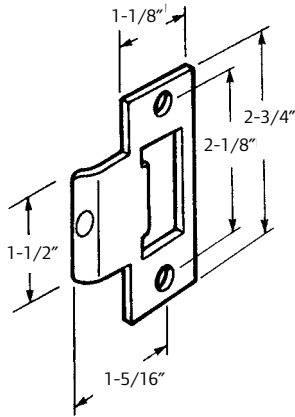
X SERIES OPTIONS AND ACCESSORIES (CONTINUED)

Strikes

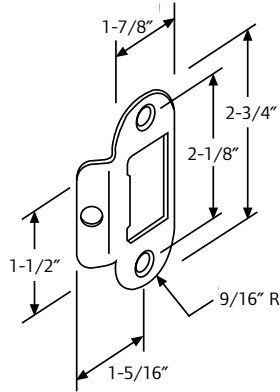
Furnished with a 4 7/8" ANSI Strike unless otherwise specified.



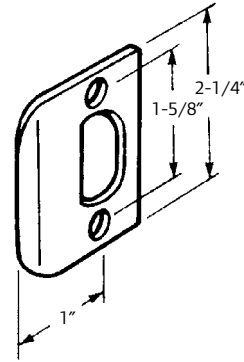
005164-000
ANSI Prep A115.2



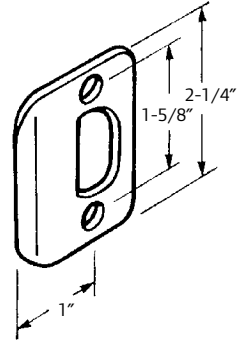
A05185-000
T-Strike Square
Corner



A05133-004
Vermin Proof
Strike for Ships



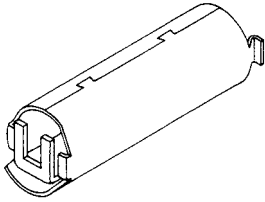
Q001-049
Full Lip, Square
Corner



Q001-048
Full Lip, 1/4"
Radius Corner

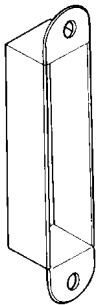
Long Backset Extension Link

A22161-005-00 Link for 5" Backset for use with 2-3/4" backset latches (except 3/4" projection).

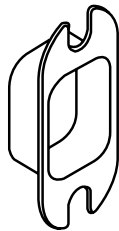


A22161-005-00

Dust Boxes



005099-000-30
1" deep. May be used
with any 4-7/8" high
(ANSI) strike.



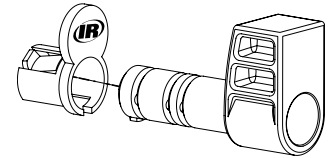
012191-003-70
1/2" deep. May be
used with any 2-3/4"
high (T) strike.

Construction Keying

Falcon offers two different construction key systems depending on the size of and application within the project. Both systems permit the installation and use of regular door locks during construction, yet completely preserve the security of the keying system for the ultimate building owner. The Master, Grand Master and change keys are never with the locks during the construction phase of a building. Only the “construction” keys are sent to the job site. Where the job permits, we will utilize the “Lost Pin System” as our standard system for construction keying. Larger or more complicated jobs may require the use of our “Blockokey® System” for construction keying.

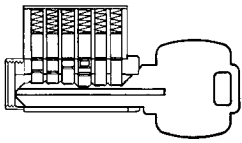
“Disposable Construction” Interchangeable Cores

This newly designed disposable construction core (1408) is an inexpensive alternative to interior keyed construction cores. This core should be used on interior door applications or where security on a site is not a concern. No keys need to be issued. The disposable core is inserted in the lever or knob and is operated by a thumb turn, which retracts the latch bolt. Please use either brass or permanent construction cores on exterior doors or secured areas.



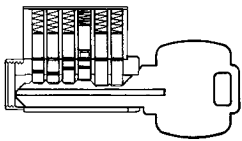
Locks with “Lost Pin System”

Our “lost” pin construction key system consists of one construction pin and a shallow hole in the side of the plug.



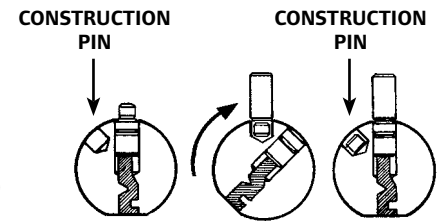
Construction Key—KB566

When the “construction” key is used, the construction pin is always in the cylinder plug, sitting on top of the bottom pin. consists of one construction pin and a shallow hole in the side of the plug.



Master Key—KB578

When the Master key is inserted, the construction pin is pushed up into the cylinder housing. As the Master key is rotated to the right, the construction pin will drop into the hole in the plug, thereby eliminating any future use of the construction key.



Locks with Blockokey® Cylinders

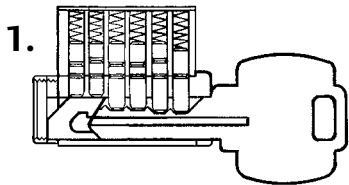
All lock cylinders on a specific project are operable by a special “project key.” Duplicates of this key may be assigned by the building contractor to workmen and subcontractors as required. No regular change keys or Master keys are needed on the job. This eliminates the possibility of subsequent exposure from lost or stolen keys.

How to order locks with Blockokey® Cylinders

Blockokey® locksets are ordered by adding the word “Blockokey” after the balance of the ordering information.

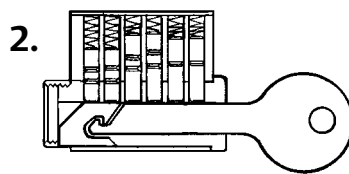
EXAMPLE: 72 Each B511 D 626 1AA-72AA (Blockokey)

How Locks with Blockokey® Cylinders are Used



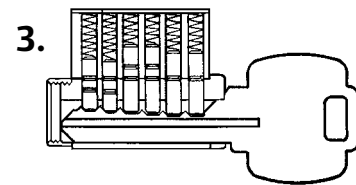
1. Project Key—KB531

Lock cylinder is operated by the special “project key.” The last two pins in the cylinder are held inoperative by the key block.



2. Removal Tool—KB536

The special “project key” is canceled out by removal of the key block. A key block removal tool is furnished with the Master keys for the locks. Simply push the removal tool into the keyway, then withdraw it to remove the block. Thereafter, the “project key” will no longer operate the lock cylinder.



3. Change or Master Key—KB578

Cylinder is now only operable by the regular change key or Master key.

X SERIES CONVERSION CHART

X Series Grade 1 Cylindrical Key-In-Knob Lock

ANSI No./ Grade	Function	Falcon	Arrow	Best	Corbin/ Russwin	Marks	Sargent	Yale
F75-1	Passage	X101	H01	83KN	CK4210	80N	8U15	5401
F76-1	Privacy	X301	H02	83KL	CK4220	80L	8U65	5402
F87-1	Asylum	X411	H33	83KW	CK4232	80DW	8G17	5430
F82-1	Entry	X501	H13	83KAB	CK4261	—	8G24	5407
F109-1	Entry/Office	X511	H11	83KAB	CK4251	80AB	8G24	5407
F81-1	Office	X521	H11	83KAB	CK4251	80A	8G05	5407
F84-1	Classroom	X561	H17	83KR	CK 4255	80S	8G37	5408
F90-1	Dormitory	X571	H19	83KT	CK4275	80T	8G54	5422
F86-1	Storeroom	X581	H12	83KD	CK4257	80F	8G04	5405
	Dummy-Single	X12	H08	83K1DT	CK4250	80DO	8U93	455

Trim Styles

	Falcon	Arrow	Best	Corbin/ Russwin	Marks	Sargent	Yale
	Hana/Gala (HG)	BD	4C	GRC	280	OB	CA
	Troy/Gala (TG)	TA	—	—	180	EC	LF
	Elite/Gala (EG)	DD	6C	BRC	—	EG	BR

All effort has been made to make this information comprehensive. Since no two products are exactly alike, this data represents those products which are similar. This information was obtained from trade services and is not guaranteed nor meant to represent any product as equal to any other product.

How to Order

For correct ordering, and to ensure no delays in shipment of your order, the following descriptive data must be listed in the sequence shown. Necessary information can be found in other parts of this catalog. The example below shows an order for 20 each X locksets in the 301 Privacy function, EG (Elite-Gala) trim design in a 626 (satin chrome) finish, with 2-3/4" backset latch, to accommodate doors 1-3/4" thick.

Quantity: Indicate the quantity required.

Catalog Number: Select function number, cylinder type and latch style from tables in this section.

Trim Design: Indicate letter of knob/rose design. EG = Elite/Gala; HY = Hana/York. Outside design always precedes inside design on split designs.

Finish: When the finish is the same for the outside and inside trim it is shown once (ex.: 626). Outside finish always precedes inside finish on split finishes (ex.: 605 x 625).

Latches: 2-3/4" backset standard. 2-3/8" backset available. All latches are UL listed 3-hour A label.

Strikes: 4-7/8" x 1-1/4" ANSI strike standard. Optional T strike or Full Lip strikes available. See page 12.

Cylinder Type: Cylinder type: 6-pin standard. For 7 pin add PD7 to product catalog numbers (eg. X511PD7 HAN). 7 pin conventional cylinders are available in Hana knob style only.

Door Hand: Locks are field reversible. Please specify handing on all keyed locks so that cylinders can be assembled in the upright position.

Keying Detail: We suggest using the standard terms developed by DHI (Door and Hardware Institute).

Example: AA1-Grand Master keyed, Master keyed, change key 1.

Interchangeable Core: To order product capable of accepting an interchangeable core, add suffices from the keying table to the function number, preceding the latch style. Example: X511HD will be supplied with SFIC keyed construction core.

Keyways: "G" is standard on regular cylinders, "A" is standard on interchangeable cores. Other keyways available.

Additional keys: Note the total number of keys required.

Large bow keys: Add "with large bow keys" under additional details.

How to Order Example

Line Item	Qty.	Product	Outside		Inside		Hand	Latch	Strike	Door Thickness	EXT	DIM	Additional Details/ Keying
			DES	FIN	DES	FIN							
1	20	X301S	EG	626			LHR	98535	5185	1-3/4"			With 012191-003-70 dust box

Finishes

The latest in modern techniques and equipment are used to apply the highest quality finish. Extra steps assure durable, consistent finishes and long useful life.

Although we apply the finest available protective plating and/or clear powder coating to the surface of our products, these finishes have limitations and in time may deteriorate either from exposure to weather, pollution, perspiration, extremes of

climate, frequency of use or other factors. Deterioration of these finishes is, therefore, not a defect, but a normal process which is unavoidable. Our company cannot accept responsibility for finish deterioration in these circumstances; therefore, the finishes cannot be guaranteed. These products will not be refinished or replaced under our warranty should deterioration of finishes occur.

Trim Finishes Chart

Description	ANSI No.	Available on
Bright Brass	605	All Trim
Satin Brass	606	All Trim
Satin Bronze	612	All Trim
Satin Bronze Oil Rubbed	613	All Trim
Bright Chrome	625	All Trim
Satin Chrome	626	All Trim
Satin Stainless Steel	630	Troy Knobs Only



Ingersoll Rand's Security Technologies Sector is a leading global provider of products and services that make environments safe, secure and productive. The sector's market-leading products include electronic and biometric access-control systems; time-and-attendance and personnel scheduling systems; mechanical locks; portable security; door closers, exit devices, architectural hardware, and steel doors and frames; and other technologies and services for global security markets.

800-266-4456

www.falcon.ingersollrand.com

www.ingersollrand.com