

FALCON

*Falcon
Monarch
Dor-O-Matic*

Y Series

Standard Duty, Grade 2 Tubular Locks



THE FALCON DIFFERENCE

S A F E T Y , S E C U R I T Y A N D U N C O M P R O M I S I N G V A L U E

At Falcon, we know that every product you sell not only has to meet local building codes, but also your expectations for performance and quality. We take your expectations seriously, and that's why we build our locks to deliver durability, convenience and unmatched value. After all, we've built our reputation on the same standards that you have – providing quality products at a reasonable price delivered on time. It's the way we do business and it's what makes Falcon locks a powerful choice no matter what your project.



FALCON Y SERIES



When you need a tough, commercial-grade lock that has a more residential look and feel the Falcon Y Series does the job. Ideal for military, government housing and multi-family applications, the Y Series is also a good fit for narrow stile doors thanks to its smaller profile. Falcon Y Series locks feature an interchangeable core that can be removed for quick, easy re-keying and are compatible with SFIC products from other manufacturers. And they're backed by one of the best names in the business.

FEATURES

Interchangeable core cylinders are compatible with SFIC products from other manufacturers

UL Listed latch standard

Smaller rose fits narrow stile doors

Cold-rolled steel is zinc plated and chromate coated for rust resistance



Y SERIES

LOCK FEATURES AND SPECIFICATIONS

Lock Features

Door Thickness: Y Series locksets accommodate door thicknesses of 1-3/8" to 1-3/4".

Backsets: Universal 2-3/8" — 2-3/4" UL Listed label latch is standard.

Mechanism: Cold rolled steel, zinc plated and chromate coated for rust resistance.

Attachment: Outside knob/lever, rose and chassis one single assembly. Inner mechanism secured to outer mechanism with two through-bolt screws through a steel mounting plate. Snap-on inner rose conceals screw heads. Knob/lever mounts over knob/lever retainer.

Handing: Non-handed. May be used in right hand or left hand doors swinging in or out.

Cylinders: Furnished with solid brass plug and housing, drilled with 6-pin chambers, pinned in 5 unless otherwise specified. Hana and Elite knobs and Dane levers available with 6 or 7-pin small format interchangeable cores. Furnished with two nickel silver keys standard.

Falcon Lock Y Series Specifications

Tubular lockset shall be Falcon Lock Y Series or equal and meet the following requirements:

- Y Series locksets and latchsets shall meet Grade 2 requirements of ANSI/BHMA A156.2, Series 4000.
- Locksets and latchsets, where required on fire rated openings, shall be UL listed for 1-1/2 hour B Label doors.
- Levers shall comply with all state and local handicap codes and meet ADA requirements.
- Levers shall have a minimum length of 4-3/8" from center of opening to end.
- Outer trim of lock shall be one piece, factory preassembled. Inner trim attaches by two through-bolt screws through a steel mounting plate on inner spindle assembly.

Keyways: "G" keyway standard on standard cylinders. "A" keyway standard on I/C core cylinders. Available with some optional keyways.

Trim: Available with Hana and Elite knob styles and Dane and Quantum lever handle styles. See individual designs shown on pages 143-144 for details.

Latches: 1/2" bolt projection. UL standard. Furnished standard with a universal 2-3/8" — 2-3/4" backset with a 1-1/8" x 2-1/4" faceplate. Optional 1-1/8" x 2-1/4" square or round corner latch front available.

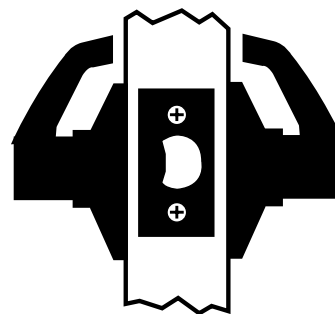
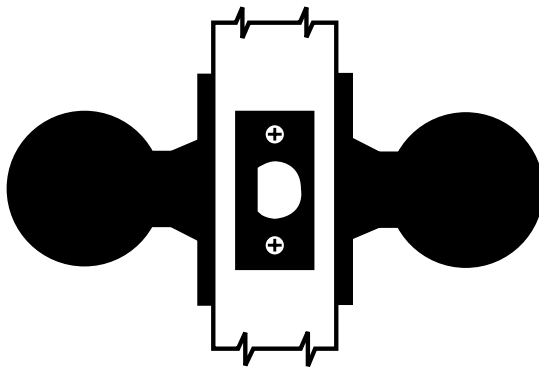
Strikes: 2-3/4" x 1-1/8" T-strike standard. ANSI 4-7/8" x 1-1/4" or 2-1/4" full lip strikes available. Consult Options and Accessories section.

Screws: Furnished with combination wood/machine screws for use on wood or metal doors or frames.

ANSI/BHMA: Meets ANSI/BHMA A156.2, Series 4000, Grade 2. 1-1/2 hour B label doors.

- There shall be no exposed screws on trim.
- Cylinders shall have a minimum of 6 active pin chambers and shall be furnished with 2 nickel silver keys.
- Locks provided with levers shall have individual return springs in both trims for positive return and no lever sag.
- The lock spindle shall pass through the latch hub to create a one piece unit for strength and security.
- Locksets and latchsets shall be provided with screws for mounting in both wood and metal doors and frames.


Acceptable Manufacturer: FALCON LOCK



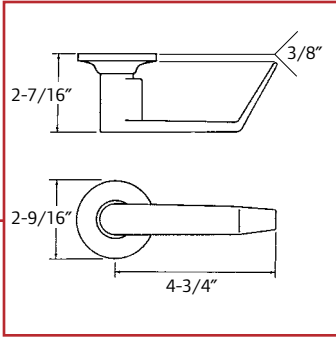
Levers


Levers are pressure cast zinc, finished to match mating parts. Roses are wrought brass or bronze installed over steel reinforcing plates. Levers are secured by a spring-loaded retainer. Retainer cannot be depressed when locked.






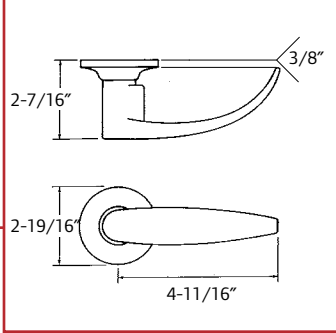
D
Dane








Q
Quantum

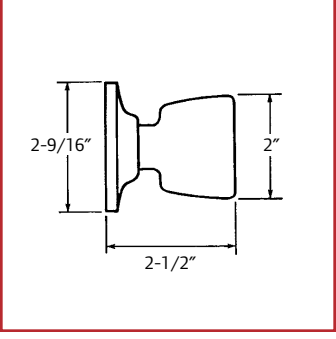



Knobs


Knobs and roses are wrought brass or bronze installed over steel reinforcing plates. Knobs are secured by a spring-loaded retainer. Retainer cannot be depressed when locks have been locked.



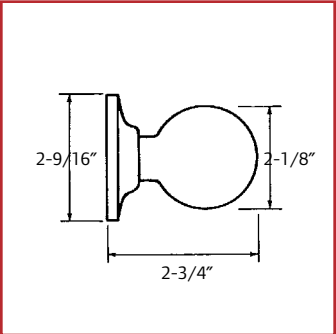
E
Elite









H
Hana












Y SERIES FUNCTIONS

To order Falcon Y Series locksets, please consult page 11 for ordering information and assistance.


 Indicates interchangeable core available.

Catalog Number	Function	Description	ANSI No. & Grade
Y101		Passage/Closet Latchset Latch bolt by knobs/levers at all times.	F75-2
Y161		Communicating/Exit Latch Deadlocking latch bolt by inside lever. Non-removable blank plate outside.	
Y301		Privacy Lock Latch bolt by knob/lever from either side except when locked by turn button inside. Emergency release opening in outside knob/lever. Manually returning the turn button to the unlocked position releases inside and outside.	F76-2
Y521		Entry/Office Lock Deadlocking latch bolt operated by knob/lever except when outside knob/lever is locked by turn button inside. Inside knob/lever always free. When outside knob/lever is locked, latch bolt is operated by key in outside knob/lever or by rotating inside knob/lever. Turn button must be manually returned to the unlocked position to release outside knob/lever. Lock may be locked or unlocked by key in cylinder outside.	F81-2
Y561		Classroom Lock Deadlocking latch bolt operated by knob/lever. Outside knob/lever is locked by key in outside knob/lever. Inside knob/lever is always free.	F84-2
Y581		Storeroom Lock Knobs—Deadlocking latch bolt operated by inside knob or key outside. Outside knob rigid. Levers—Deadlocking latch bolt operated by inside lever at all times. Rotating key in outside lever temporarily unlocks mechanism allowing lever to retract latch bolt. When key is removed, outer lever becomes rigid.	F86-2
Y12		Dummy Trim Single Trim—Through-bolted from inside. For Double Trim order two singles and drill out threads from mounting stud.	

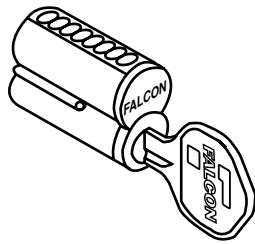
Falcon Interchangeable Cores

Catalog Number	Description
C606	For use in all Y Series I/C keyed locks—6-pin (cover style)
C607	For use in all Y Series I/C keyed locks—7-pin (cover style)
CB806	For use in all Y Series I/C keyed locks—6-pin (cap style)
CB807	For use in all Y Series I/C keyed locks—7-pin (cap style)

Note: Specify finish 606 or 626.
Specify keyway: "A" (standard) or other keyways.



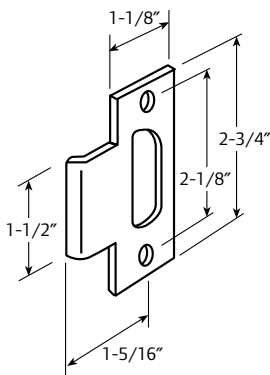
Interchangeable Core
Cover Style



Interchangeable Core
Cap Style

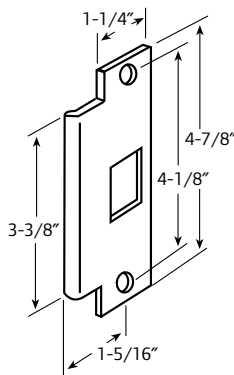
Strikes

Furnished with a 2-3/4" T-Strike unless specified otherwise.

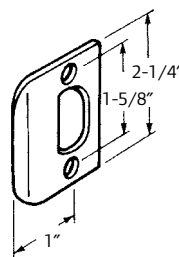


Q001-046
Square Corner T-Strike

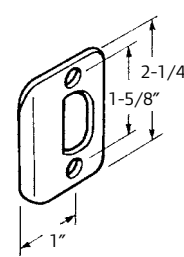
Note: Specify finish: 605, 606, 613 or 626.



Q001-047
ANSI Prep A115.2



Q001-049
Full Lip, Square Corner



Q001-048
Full Lip, 1/4" Radius Corner

Falcon Standard Cylinders

Catalog Number	Description
A23155-00	For use in all Y Series keyed locks—5-pin
A23165-00	For use in all Y Series keyed locks—6-pin

Note: Specify finish: 606 or 626.
Specify keyway: "E", "G" (standard), "H", "K", "L", "N", "P".

Standard Cylinders with Competitor Keyways-6-Pin

Catalog Number	Description
A23170-008	Arrow 'O' Bitted
A23170-8KA	Arrow 'KA' Keyed Alike 4
A23170-8KD	Arrow 'KD' Keyed Different
A23167-008	Corbin 60 'O' Bitted
A23167-8KD	Corbin 60 'KD' Keyed Different
A23168-008	Russwin D1 'O' Bitted
A23168-8KD	Russwin D1 'KD' Keyed Different
A23174-008	Corbin Russwin L4 'O' Bitted
A23166-008	Sargent LA 'O' Bitted
A23166-8KD	Sargent LA 'KD' Keyed Different
A23160-008	Schlage C 'O' Bitted
A23160-8KA	Schlage C 'KA' Keyed Alike 4
A23160-8KD	Schlage C 'KD' Keyed Different
A23159-008	Schlage E 'O' Bitted
A23169-008	Yale 8 (PARA) 'O' Bitted
A23169-8KD	Yale 8 (PARA) 'KD' Keyed Different

A23158-008 Yale GA 'O' Bitted
Note: Specify finish 606 or 626.

Y SERIES

OPTIONS AND ACCESSORIES

Latches for Y Series locks are UL listed for 1-1/2 hour, fire rated doors. Universal 2-3/8" - 2-3/4" backset.

Unless otherwise specified, we furnish a 2-1/4" x 1-1/8" x square corner faceplate as standard. 2-1/4" x 1" square or radius corner faceplates are optional.

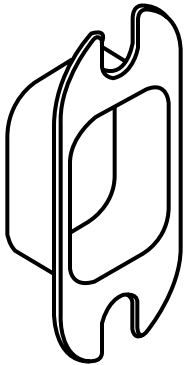
Latches—UL Listed-1-1/2 Hour

Catalog Number	Description	Faceplate Size	Corner
Q001-043	2-3/8" - 2-3/4" Universal Deadlocking	2-1/4" x 1"	Square
Q001-044	2-3/8" - 2-3/4" Universal Deadlocking	2-1/4" x 1"	Radius
Q001-045	2-3/8" - 2-3/4" Universal Deadlocking	2-1/4" x 1-1/8"	Square



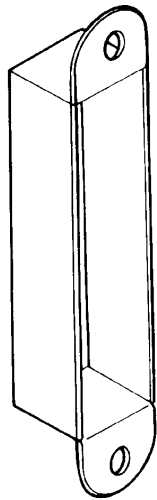
Note: Specify finish 605, 613, 626.

Dust Boxes



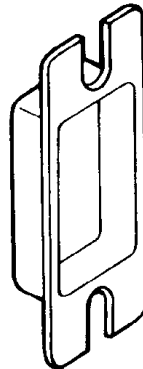
012191-003-70

1/2" deep. May be used with any 2-3/4" high (T) strike.



K510-066-PLA (EC 3604)

1" deep. May be used with any 4-7/8" high (ANSI) strike.



Q001-059

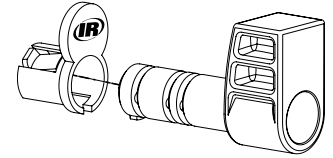
7/16" deep. May be used with any 2-1/4" (Full Lip) high strike.

Construction Keying

Falcon offers two different construction key systems depending on the size of and application within the project. Both systems permit the installation and use of regular door locks during construction, yet completely preserve the security of the keying system for the ultimate building owner. The Master, Grand Master and change keys are never with the locks during the construction phase of a building. Only the "construction" keys are sent to the job site. Where the job permits, we will utilize the "Lost Pin System" as our standard system for construction keying. Larger or more complicated jobs may require the use of our "Blockokey® System" for construction keying. Where security is of little concern, like for interior doors the "Disposable Construction Core" is recommended.

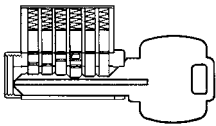
"Disposable Construction" Interchangeable Cores

This newly designed disposable construction core is an inexpensive alternative to interior keyed construction cores. This core should be used on interior door applications or where security on a site is not a concern. No keys need to be issued. The disposable core is inserted in the lever or knob and is operated by a thumb turn, which retracts the latch bolt. Falcon recommends the use of either brass or permanent construction cores on exterior doors or secured areas.



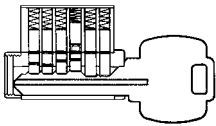
Locks with "Lost Pin System"

Our "lost" pin construction key system consists of one construction pin and a shallow hole in the side of the plug.



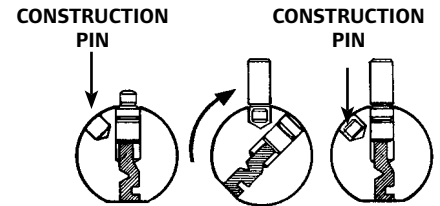
Construction Key—KB566

When the "construction" key is used, the construction pin is always in the cylinder plug, sitting on top of the bottom pin.



Master Key—KB578

When the Master key is inserted, the construction pin is pushed up into the cylinder housing. As the Master key is rotated to the right, the construction pin will drop into the hole in the plug, thereby eliminating any future use of the construction key.



Locks with Blockokey® Cylinders

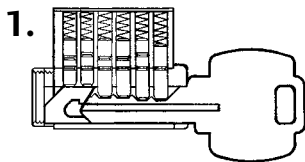
All lock cylinders on a specific project are operable by a special "project key." Duplicates of this key may be assigned by the building contractor to workmen and subcontractors as required. No regular change keys or Master keys are needed on the job. This eliminates the possibility of subsequent exposure from lost or stolen keys.

How to order locks with Blockokey® Cylinders

Blockokey® locksets are ordered by adding the word "Blockokey" after the balance of the ordering information.

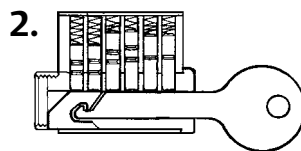
EXAMPLE: 72 Each B511 D 626 1AA-72AA (Blockokey)

How Locks with Blockokey® Cylinders are Used



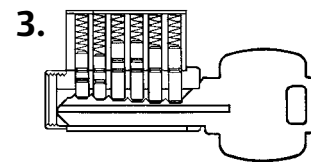
1. Project Key—KB531

Lock cylinder is operated by the special "project key." The last two pins in the cylinder are held inoperative by the key block.



2. Removal Tool—KB536

The special "project key" is canceled out by removal of the key block. A key block removal tool is furnished with the Master keys for the locks. Simply push the removal tool into the keyway, then withdraw it to remove the block. Thereafter, the "project key" will no longer operate the lock cylinder.



3. Change or Master Key—KB578

Cylinder is now only operable by the regular change key or Master key.

Y SERIES CONVERSION CHART

Y Series Grade 2 Light/Medium Duty Tubular Lever Lock

ANSI No./Grade	Function	Falcon	Arrow	Best	Russwin	Corbin/ Marks	Sargent	Yale
Y75-2	Passage	Y101	L01	7KC-N	CL3710	N	65U15	4301LN
Y76-2	Privacy	Y301	L02	7KC-L	CL3720	-	65U65	4302LN
Y81-2	Entry	Y521	L11	7KC-A	CL3751	A	65G05	4307LN
Y84-2	Classroom	Y561	L17	7KC-R	CL3755	S	65G37	4308LN
Y86-2	Storeroom	Y581	L12	7KC-D	-	F	65G04	4305LN
	Dummy - Single	Y12	L08	73KC1DT	CL3750	-	65U93	4355LN

Trim Styles

	Falcon	Arrow	Best	Russwin	Corbin/ Marks	Sargent	Yale
	Dane	SR	15C	NZD	17	KL	AU
	Quantum	BRR	-	-	27	KP	-

Y Series Grade 2 Light/Medium Duty Tubular Knobs Lock

ANSI No./Grade	Function	Falcon	Arrow	Best	Russwin	Corbin/ Marks	Sargent	Yale
Y75-2	Passage	Y101	M01	63KN	CK4710	N	6U15	4301
Y76-2	Privacy	Y331	M02	63KL	CK4720	-	6U65	4302
Y81-2	Entry	Y521	M11	63KAB	CK4751	A	6G05	4307
Y84-2	Classroom	Y561	M17	63KR	CK4755	S	6G37	4308
Y86-2	Storeroom	Y581	M12	63KD	-	F	6G04	4305
	Dummy- Single	Y12	M08	1DT	CK4750	-	6U93	4355

Trim Styles

	Falcon	Arrow	Best	Corbin/ Russwin	Marks	Sargent	Yale
	Hana	BD	4C	GWC	11	OB	CA
	Elite	DD	6C	BWC	-	ON	-

All effort has been made to make this information comprehensive. Since no two products are exactly alike, this data represents those products which are similar. This information was obtained from trade services and is not guaranteed nor meant to represent any product as equal to any other product.

How to Order

For correct ordering, and to ensure no delays in shipment of your order, the following descriptive data must be listed in the sequence shown. Necessary information can be found in other parts of this catalog. The example below shows an order for 12 each Y locksets in the 521 Entry function, D (Dane) trim design in a 626 (satin chrome) finish, to accommodate doors 1-3/4" thick with AA1-AA12 keying.

Quantity: Indicate the quantity required.

Catalog Number: Select catalog number.

Trim Design: Indicate letter of knob or lever design.

EXAMPLE: D for Dane lever style.

Finish: When the finish is the same for the outside and inside trim, it is shown once (626). For split finishes, the outside is designated first, then the inside (605 x 625).

Latches: Universal 2-3/8" — 2-3/4" UL label latch is standard.

Strikes: 2-3/4" x 1-1/8" standard. Optional ANSI or full lip strikes available. See page 7.

How to Order Example

Qty.	Catalog Number	Trim Design	Finish	Latch	Strike	Cylinder	Detail
12	Y521	D	626	STD	STD	6-pin	AA1-AA12 1-3/4" Door

Finishes

The latest in modern techniques and equipment are used to apply the highest quality finish. Extra steps assure durable, consistent finishes and long useful life.

Although we apply the finest available protective plating and/or enamel coating to the surface of our products, these finishes have limitations and in time may deteriorate either from exposure to weather, pollution, perspiration, extremes of climate, frequency of use or other factors.

Deterioration of these finishes is, therefore, not a defect, but a normal process which is unavoidable. Our company cannot accept responsibility for finish deterioration in these circumstances; therefore, the finishes cannot be guaranteed. These products will not be refinished or replaced under our warranty should deterioration of finishes occur.

Trim Finishes Chart

Description	ANSI No.	Available on
Bright Brass	605	All Trim
Satin Brass	606	All Trim
Satin Bronze Oil Rubbed	613	All Trim
Satin Chrome	626	All Trim



Ingersoll Rand's Security Technologies Sector is a leading global provider of products and services that make environments safe, secure and productive. The sector's market-leading products include electronic and biometric access-control systems; time-and-attendance and personnel scheduling systems; mechanical locks; portable security; door closers, exit devices, architectural hardware, and steel doors and frames; and other technologies and services for global security markets.

800-266-4456

www.falcon.ingersollrand.com

www.ingersollrand.com